

# WIRELESS SUB-SURFACE CHARGER

(Aluminium Black)



## Product Description

Our sub-surface charger can be installed within any non-metallic material to provide a discreet and convenient wireless charging solution. Install the sub-surface charger up to 4mm below the surface of a worktop, desk, coffee table or display unit and enjoy the convenience of being able to charge smartphones and tablets without being tethered or having the hassle of finding a power point. Ideal for bar tops, kitchen units and meeting tables

**When using the sub-surface Aircharge unit the surface above must show our trademark brand and power logo, in a non-removable form, as part of the Wireless Charging Guidelines set out between Apple & Aircharge.**

## Product Specification

Product code	AIR0391
Finish/colour	Aluminium/black
Power cable	2m USB
Input	DC 5V, 1500mA minimum
Frequency	100-200kHz

Fits into 78.5mm blind hole routed into underside of non-metallic worksurface

Can be secured to the underside of work surface using clamp plate and screws provided

Fits to a range of desk thicknesses, optional spacer ring can be used for thinner desks

2000 mA plug available separately: AIR0006 (UK), AIR0007 (EU), AIR0008 (US)

USB power cable allows multiple units to be connected to hub (available separately)



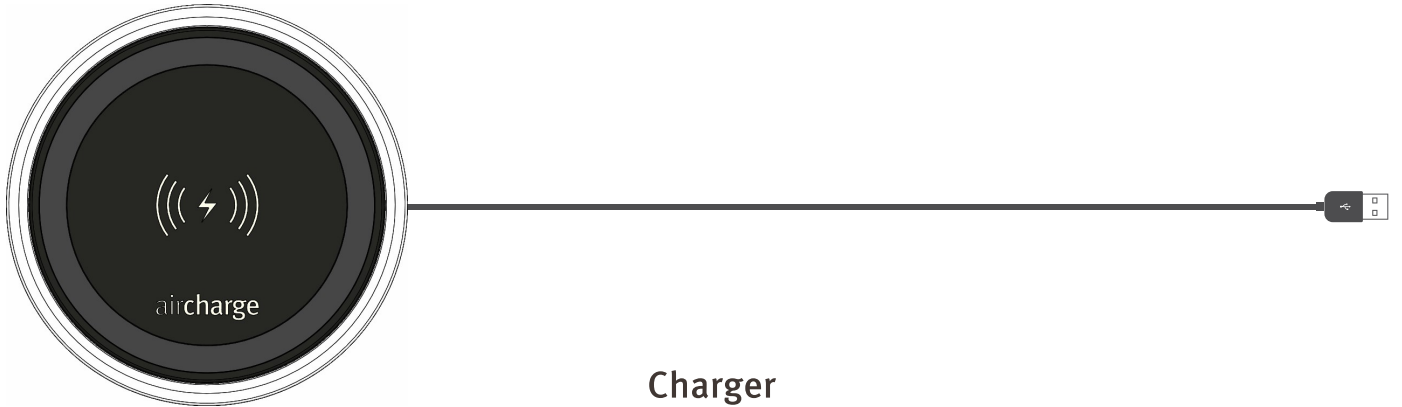
Learn more:  
Scan the QR  
code above



**Qi-certified:**  
Supports all Qi-  
certified devices  
and accessories




## Provided in the Box




### Charger

The charger comes with a 2m long USB cable, ready to plug into a transformer, computer, or hub



### Steel Plate

Used to secure the charger to the underside of the desk



### Wood Screws

For securing the steel plate to the underside of the desk




### Bolts

8 different length bolts are provided to enable you to secure your charger to a range of work top thicknesses




### Allen Key

To screw the bolt and clamp plate to underside of the charger



### Clamp plate

Used to secure the charger to the underside of the desk



### Spacer Ring

Optional part used for installing the charger into desks less than 25mm thick



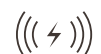
### Cable Clips

Adhesive cable clips hold the power cable to the underside of the desk, ensuring everything is kept tidy (screw-in clips can also be provided)



### Learn More

Scan the QR-code above to view a video of this product



**aircharge**<sup>®</sup>